

**Total number of Workshop Certificate Courses= 6**

**Total number of Vocational Training Courses = 2**

**Total number of Soft Skill development courses= 1**

**Total number of Value added Courses= 4**

**Total number of participants in all the courses= 372**

**Total number of students in B.Arch. = 400**

**Percentage of participants getting advantaged by certificate courses= 93%**

## WORKSHOPS & SEMINAR 2019-20

### i. Session by Ar. Dean D.Cruz

09-03-2019

Brick School of Architecture has hosted a presentation by Ar. Dean D'Cruz.

He presented his journey starting from his student life in JJ college of Architecture, Pune to this present practice.

Dean D'Cruz – a graduate in architecture, is actively involved both in his profession as well as in academics as a Visiting Faculty in the Goa College of Architecture since 1987. He has conducted numerous workshops and seminars on architecture, planning and the environment in over 20 cities across India as well as in the UK, Denmark, Sweden, Italy and Canada. His works and articles have been published in leading magazines in India and abroad. Supported the Royal Art and Architecture Academy, Stockholm, Oxford Brookes University, UK and PRATT University New York for their architectural and planning programs in Goa. He is a Partner and Principal Architect in MOZAIC DESIGN 'COMBINE', a leading design firm based in Goa, involved in Urban Intervention, Architecture, Conservation, Product and Graphic Design.

Architectural wing of Mozaic have designed around India over 250 houses, 50 hotels, 30 housing complexes, and about 30 institutions, offices and factories. Recipient of numerous awards.

He had been President of The Comunidade of Saligao, for two times and was working on developmental issues in the village. The other designations are- Ex- Chairman Indian Institute of Architect (IIA) Goa Chapter Director with Goa Foundation and Green Goa Works, organizations involved in environmental issues.

Ex - Design Chair of the Goa College of Architecture.



## WORKSHOPS & SEMINAR 2019-20



## WORKSHOPS & SEMINAR 2019-20

### Workshop on State of Play

29-04-2019 to 30-04-2019

This workshop was taken by Ar. Shruti Atmakur, she is Project Director at Children's Environments Research Group, The Center for Human Environments, ACE trust and International Play Association (IPA). IPA is an international non-governmental organization founded in 1961. It provides a forum for exchange and action across disciplines and across sectors. Shruti is doing research on built environments conducive for play. Play is a right of every human being at all the stages of life. Architecture and planning of the spaces are very much responsible to give playful environment. The workshop taken by her was focused on "State of Play" in built environment and how the architectural designs can respond to this humanly activity of "Play" that helps to upkeep the physical and mental health of the people.

All faculty had taken part in this workshop and they went through a rigorous thought process that how architectural education can inculcate this concept of play in design. This thought process and exercises designed by her led to designing the "Design Briefs" for all first to four years of Architecture.

#### Faculty Participants

---

Hemant Joshi, Manali Deshmukh, Shraddha Manjrekar, Jayakaxmie Deshmukh, Shaduli Joshi, Divya M., Anurakti Yadav, Sudhir Deshpande, Vaidehi Lavand, Meghana Patel, Anuradha Wanaskar, Ramiya Gopal, Gurudatta Ingale, Abhang Kamble, Katakhi Gujar, Nupoor Rugvedi, Kanchan Shinde, Ninad Revatkar, Vaibhavi Agarwal, Sumedh Gite, Priyanka Mangaokar, Ruchi Bajaj, Gargi Bachal, Girija Indulkar, Shraddha Gurjar, Ramiya Gopal, Prajakta Chakrawarty, Shraddha Gurjar, Meghana Patel



## WORKSHOPS & SEMINAR 2019-20

### State of Play Workshop



#### Facilitator - Ar Shruti Atmakur

Project Director at Children's Environments Research Group,  
The Center for Human Environments

- ACE works on creating safe, healthy, inclusive and resilient living environments for children and young people.

- They work on Knowledge Building, Programming and Advocacy.



## WORKSHOPS & SEMINAR 2019-20

Introduction Workshop – Outline  
 State of Play in India (Research Study)

Day One: 29 <sup>th</sup> April, 2019 (Monday)				
<b>Participant Group:</b> • Workshop facilitator – Sruthi Javdekar (Atmakur) • BRICK faculty (n=20)				
Session and Time	Session 1 9 – 10.30 AM	Session 2 10.45 AM – 12.30 PM	Session 3 1.30 – 2.30 PM	Session 4 2.30 PM – 3 PM
<b>Session breakdown</b>	9 – 9.30: <b>Welcome and Introductions</b> 9.30 – 10.30: <b>Guest Lecture – Children's Play: An overview for architects and planners</b>	10.45 – 11.30: <b>Project Presentation:</b> Five year Project Plan and First Year Research Study Overview 11.30 – 12.30: <b>Group Activity:</b> Start developing ideas for 'Coursework-Research Integration Plan' with faculty	1.30 – 2.30: <b>Group Activity:</b> Continue to develop ideas for 'Coursework-Research Integration Plan' with faculty	Reflections/Debrief
<b>Documents/ Materials</b>	• Name tags/Labels • Projector and computer • Notepads/pens	• Large sheets (A1) of paper/ flipcharts • Markers • Projector and computer • Notepads/pens	• Continue ALL materials from previous sessions	• Large sheets (A1) of paper/flipcharts • Markers • Post-it notes
<b>Key Questions</b>	• What is the value of play in childhood? • What are the physical and social barriers to children's play? • How can we address these barriers in our work?	• What is the long term or five-year vision for IPA-India? • What does the first year research study entail? • How can we incorporate the proposed research study into our academic coursework?	• How can we incorporate the proposed research study into our academic coursework?	• What did we accomplish today? • What did we learn today? • What went well today? • What can be improved for tomorrow?
<b>Outputs</b>	• Facilitator notes	• Facilitator notes	• Draft ideas for 'Coursework-Research Integration Plan'	• Reflection/debrief meeting notes
<b>Additional Remarks:</b> Participants are expected to arrive by 8.45 AM; Tea and Coffee break – 10.30 to 10.45 AM; Lunch – 12.30 to 1.30 PM				

Day Two: 30 <sup>th</sup> April, 2019 (Tuesday)				
<b>Participant Group:</b> • Workshop facilitator – Sruthi Javdekar (Atmakur) • BRICK faculty (n = 20)				
Session and Time	Session 1 9 – 10.30 AM	Session 2 10.45 AM – 12.30 PM	Session 3 1.30 – 2.30 PM	Session 4 2.30 PM – 3 PM
<b>Session breakdown</b>	9 – 9.30: <b>Welcome and Introductions</b> 9.30 – 9.45: <b>Day-One Recap</b> 9.45 – 10.30: <b>2<sup>nd</sup> year Faculty Presentation and feedback</b>	10.45 – 11.30: <b>3<sup>rd</sup> year Faculty Presentation and feedback</b> 11.30 – 12.15: <b>4<sup>th</sup> year Faculty Presentation and feedback</b> 12.15 – 12.30: <b>Recap of faculty presentations</b>	1.30 – 2.30: <b>Finalize Integration Plans</b> – faculty will finalize 'Coursework-Research Integration Plan' for 2 <sup>nd</sup> , 3 <sup>rd</sup> and 4 <sup>th</sup> years.	Reflections/Debrief
<b>Documents/ Materials</b>	• Name tags/Labels • Projector and computer • Notepads/pens • Space to put up presentation charts (if any) • Large sheets (A1) of paper/ flipcharts • Markers	• Continue ALL materials from previous sessions	• Continue ALL materials from previous sessions	• Large sheets (A1) of paper/flipcharts • Markers • Post-it notes
<b>Key Questions</b>	• What did we accomplish and learn yesterday? • How do we plan to move forward today? • How are 2 <sup>nd</sup> year students going to incorporate the research study into their coursework?	• How are 3 <sup>rd</sup> and 4 <sup>th</sup> year students going to incorporate the research study into their coursework?	• What is the way moving forward?	• What did we accomplish today? • What did we learn today? • What went well today? • What can be improved for tomorrow?
<b>Outputs</b>	• 2 <sup>nd</sup> year Coursework-Research Integration Plan • Facilitator notes	• 3 <sup>rd</sup> and 4 <sup>th</sup> year Coursework-Research Integration Plans • Facilitator notes	• Finalized 'Coursework-Research Integration Plans' for 2 <sup>nd</sup> , 3 <sup>rd</sup> and 4 <sup>th</sup> years	• Reflection/Debrief meeting notes
<b>Additional Remarks:</b> Participants are expected to arrive by 8.45 AM; Tea and Coffee break – 10.30 to 10.45 AM; Lunch – 12.30 to 1.30 PM				

## WORKSHOPS & SEMINAR 2019-20

**Name of the Workshop: Conceptual Development of Thesis project**

**Dates: 16<sup>th</sup> August 2019**

**Venue: B & W studio and Verky Hall**

**Name of the Expert: Ar. Rahul Kadam**

**Introduction of Expert (250 words and a photograph)**

---



Ar. Rahul Kadam sir has completed his B.Arch from BKPS college of Architecture. He completed his Masters from South Bank, London, and was a student member at AA, London, UK. He travelled extensively and later worked with leading architects like Ar. Bimal Patel, Ar. Hasmukh Patel, Kamal Malik and Ar. Karan Grover.

He has been a Director & Regional Head at Edifice Consultants Pvt .Ltd, for over 15 years, handling diverse portfolios like Hospitals, Hotels, Special Economic Zones, IT campuses, Schools, neighborhood Urban Design, adaptive reuse projects, workspace environments etc. in a cutting-edge corporate environment. In his stint at ECPL , he was fortunate to create workspace environments for various national and multinational corporations like TCS, Tata Chemicals LTD Avaya , Amdocs , Ventura , Convergys , EDS , PTC, MasterCard, Credit Suisse, CDK Global, Citi Bank, CISCO, to name a few.

Since the last four and half years he is practicing in his own design firm “NGK Studio” in Partnership with his wife Architect Nandini RG Kadam. The ‘NGK Studio’ that is Nature’s Green Kinesthetic focus on a sensitive design approach and is working with prominent clients like Bajaj Auto LTD, Elpro International LTD, WILO, BHTC, JLL, Life University, Nirmayee and so on.

He is a strong follower of the need for Sensitive Design & Green Design to pervade in all sectors of architecture and design, whatsoever the scale is. He has taught and mentored in several architectural schools in India. Also, has presented papers on subjects related to Design and Planning in India and Overseas. He has traveled over 15 countries for project assignments and for studying architecture. His quest for excellence has helped him be part of award winning & published projects of repute in a career spanning over two decades.

## **WORKSHOPS & SEMINAR 2019-20**

### **Brief of the Workshop: (500 words)**

---

Final year Students came back to Pune for two days extensive work on developing preliminary ideas related to their own designs. Intension of workshop was to guide students towards developing different ideas and helping in case study required for their own research for Thesis. Till this stage students were evolving their field of work they intend to work in. So this was right time for them to go beyond just titles and look in to details to be worked out in terms of design brief and what is to be seen and observed in case study analysis.

Methodology was very straight and simple to be understood well by all students and common for all typology projects. Ar. Rhaul Kadam sir mainly focused on learning by doing and demonstrating. Interesting part was he has shown his own thesis work completed during his bachelor study. Mainly he has emphasized on his own handwork and sketches done while understanding case study.

Sir has started with his own experience of architectural education. He enhanced more on his development as an architectural student and his own journey. He explained with few of his initial works as student. That was majorly focusing on sketches and models done. He explained how he arrived to his own thesis project and how it's represented in final presentation. This entire journey of his own thesis project was very thought provoking and helping in understanding overall scale of the project that is needed for final year thesis project. Sir elaborated on details of research he conducted to arrive at brief as well. This included importance of case studies and studying site in details.

Second half of the day was dedicated to sketching by students upon their own thought processes and conceptual development for their own designs of thesis.

Students have learnt to experience observe and represent in their own way. Overall discussion helped all the students to understand what is the importance of case study and site visits as well.

### **Summary of the inputs given (500-600 words)**

---

Ar. Rahul Kadam sir made his presentation on his bachelor's work and thesis at the end. Small exercises like understanding 2 dimensional and 3 dimensional forms and sir explained model making as well as a process of understanding any form.

How all principles of design and elements of basic design are helpful at the end in compositions and aesthetic of design was explained. Understanding of materials and construction techniques helping in developing architectural language was explained in the process while presenting. He brought lot of his sketches and portfolio to show to all students. He further explained Importance of sketching in all exercises to study the any case study. His narration upon self-experience and going through case study personally was interesting part of whole discussion.



## WORKSHOPS & SEMINAR 2019-20

Later half part of the workshop was focused more on learning by doing and expressing students' own ideas. For this part of the workshop Ar. Rahul Kadam sir gave inputs upon takeaways from experiencing case studies and actual visiting site. This at the end brought down conceptual sketches. Different typologies and ambience of spaces created detailed out in sketches were discussed in detail. Lot of inputs in terms of spaces and scale societal response, texture, light, sound and many factors were discussed upon all sketches done by the students. Comments were given on work individually and other students as well. This was a kind of two way dialogue that was established among sir and students.

**Co-ordinated by: Dr. Vaidehi Lavand**

### Faculty Participants

Sr. No.	Name of the Faculty	Designation
1.	Dr. Vaidehi Lavand	Professor
2.	Ar. Gargi Bachal	Assistant Professor
3.	Ar. Sudhir Deshpande	Asso. Professor
4.	Ar. Manali Deshmukh	Professor
5.	Ar. Rohit Potdar	Visiting Faculty

### Students Participants

Sr. No.	Name of the Student	Year
1	Agarwal <b>Nishi</b>	5 <sup>th</sup> Year B.Arch.
2	Bansal <b>Palak</b>	5 <sup>th</sup> Year B.Arch.
3	Bansal <b>Pulak</b>	5 <sup>th</sup> Year B.Arch.
4	Chumble <b>Samruddhi</b>	5 <sup>th</sup> Year B.Arch.
5	Dhapule <b>Vrinda</b>	5 <sup>th</sup> Year B.Arch.

## WORKSHOPS & SEMINAR 2019-20

Sr. No.	Name of the Student	Year
6	Doshi <b>Nimisha</b>	5 <sup>th</sup> Year B.Arch.
7	Jain <b>Kajol</b>	5 <sup>th</sup> Year B.Arch.
8	Jain <b>Punit</b>	5 <sup>th</sup> Year B.Arch.
9	Jaiswal <b>Purva</b>	5 <sup>th</sup> Year B.Arch.
10	Karpe <b>Komal</b>	5 <sup>th</sup> Year B.Arch.
11	Khandelwal <b>Anushka</b>	5 <sup>th</sup> Year B.Arch.
12	Maheshwari <b>Radhika</b>	5 <sup>th</sup> Year B.Arch.
13	Menon <b>Akash</b>	5 <sup>th</sup> Year B.Arch.
14	Merchant <b>Jenish</b>	5 <sup>th</sup> Year B.Arch.
15	Murad <b>Khadija</b>	5 <sup>th</sup> Year B.Arch.
16	Navle <b>Gauravi</b>	5 <sup>th</sup> Year B.Arch.
17	Pednekar <b>Tanaya</b>	5 <sup>th</sup> Year B.Arch.
18	Phudinwala <b>Mohsin</b>	5 <sup>th</sup> Year B.Arch.
19	Rajput <b>Surabhi</b>	5 <sup>th</sup> Year B.Arch.
20	Runval <b>Pushkar</b>	5 <sup>th</sup> Year B.Arch.
21	Runwal <b>Yash</b>	5 <sup>th</sup> Year B.Arch.
22	Satkar <b>Rohan</b>	5 <sup>th</sup> Year B.Arch.
23	Shah <b>Purven</b>	5 <sup>th</sup> Year B.Arch.
24	Sureka <b>Ruchika</b>	5 <sup>th</sup> Year B.Arch.
25	Yelpure <b>Rashmi</b>	5 <sup>th</sup> Year B.Arch.
26	Yengul <b>Mukul</b>	5 <sup>th</sup> Year B.Arch.
27	Archit Awasthi	5 <sup>th</sup> Year B.Arch.
28	Brijwasi <b>Krishna</b>	5 <sup>th</sup> Year B.Arch.
29	Chordia <b>Sakshee</b>	5 <sup>th</sup> Year B.Arch.

## WORKSHOPS & SEMINAR 2019-20

Sr. No.	Name of the Student	Year
30	Giramkar <b>Omkar</b>	5 <sup>th</sup> Year B.Arch.
31	Kale <b>Rajshree</b>	5 <sup>th</sup> Year B.Arch.
33	Kamble <b>Sonali</b>	5 <sup>th</sup> Year B.Arch.
34	Lele <b>Unmesh</b>	5 <sup>th</sup> Year B.Arch.
35	Lunia <b>Sahil</b>	5 <sup>th</sup> Year B.Arch.
36	Mahajan <b>Tanay</b>	5 <sup>th</sup> Year B.Arch.
37	Mali <b>Vrushali</b>	5 <sup>th</sup> Year B.Arch.
38	Malunjkar <b>Prasanna</b>	5 <sup>th</sup> Year B.Arch.
39	Malwadkar <b>Isha</b>	5 <sup>th</sup> Year B.Arch.
40	Mehta <b>Akshay</b>	5 <sup>th</sup> Year B.Arch.
41	Menon <b>Subhinav</b>	5 <sup>th</sup> Year B.Arch.
42	Misal <b>Prerna</b>	5 <sup>th</sup> Year B.Arch.
43	Nair <b>Maithreyi</b>	5 <sup>th</sup> Year B.Arch.
44	Padalkar <b>Kshitija</b>	5 <sup>th</sup> Year B.Arch.
45	Sawant <b>Shrikant</b>	5 <sup>th</sup> Year B.Arch.
46	Shah <b>Anurag</b>	5 <sup>th</sup> Year B.Arch.
47	Singh <b>Vatsal</b>	5 <sup>th</sup> Year B.Arch.
48	Tupkar <b>Mayuri</b>	5 <sup>th</sup> Year B.Arch.

## Photographs

---

## WORKSHOPS & SEMINAR 2019-20



## WORKSHOPS & SEMINAR 2019-20

### Workshop on "Taking Advantage of Disadvantage to celebrate a surprise",

Dates: 3<sup>rd</sup> & 4<sup>th</sup> September 2019

Name of the Expert: Ar. Jimmy Lim from Malaysia

#### Introduction of Expert

---

**Ar. Jimmy Lim 1998 Aga Khan Award winner and world renowned master architect** Jimmy C. S. Lim Penang Malaysia based master architect, trained at the University of New South Wales, Australia in 1968. For 13 years he worked in Australia extensively in Timber architecture. Later he established his own practice - CSL Associates - in 1978. His built works, both in Malaysia and abroad, have ranged from residential bungalows to high- and low-rise commercial complexes, medical facilities, sporting facilities, hotels and resorts. In 1983, Ar. Jimmy Lim was a founding member and trustee of the Heritage Trust of Malaysia, and continues to serve as a member of the Trust Council. He served as president of the Friends of Heritage of Malaysia from 1998 to 1992, and was president of the Malaysian Architectural Institute from 1991 to 1993.

The Salinger Residence that he designed in Selangor, Malaysia, was honored with an Aga Khan Award for Architecture during the 1998 Award cycle.



Ar. Jimmy Lim is active in local residents' organizations in Kuala Lumpur, to resist uncontrolled planning, prevent destruction of the environment, and protect natural environment and ecology of the city. He has presented numerous papers on architecture and conservation at seminars and conferences in Malaysia and abroad.

Ar. Jimmy Lim is Actively involved in Conservation awareness programs all over the world promoting humble Local vernacular style of architecture. It's a language of his own developed over the period of almost 40 years of his journey in Architecture. He insists budding architects to look at Eastern approach in architecture rather blindly copying western style as it is.

**Ar. Jimmy Lim has received several Awards to mention few**

## WORKSHOPS & SEMINAR 2019-20

1. University NSW Alumni
2. Norway Award
3. Commonwealth Association of Architects
4. Aga Khan Award for Architectural Excellence
5. Malaysian Institute of Architects and so on

### **Important projects to mention few**

KL Heritage House, 100 Cintra Street, Teak & Coconut Grove, Cho Wei, Wei Ling, Foo House  
Salinger House, Tan House and so on

### **Brief of the Workshop:**

---

“Necessity is the mother of Invention”. Ar. Jimmy Lim had always thought that “In design when encountered with any obstructions or disadvantages they become the Fairy Godmother of creativity.”

We investigated how awkward spaces that may be capitalized into something useful to enhance the otherwise wasted space.

Ar. Jimmy Lim explained about the workshop focusing on The Fairy-God of Creativity embracing the “Architecture of Humility” that would be followed by “Tai Chi of Architecture” to simplify paradox in architecture.

The intent of this workshop was to explore details in design. Looking at small element of staircase as important interaction space in design. Students were given brief about different spaces of transition and importance of staircase as innovative interaction space in our institute. Staircase leading to studios in Brick school of Architecture was selected to rethink about. A small element of landing at terrace level was intended to explore from interaction point of view.

Mixed groups of five to six students in each group right from first year to fourth year were part of the workshop. As the topic is relevant to design all years were involved in the process of workshop where staircase-landing design was explored in various ways. Right from its understanding as a space and design, technology, materials, maintenance, usage all these aspects were explored by all students who participated in workshop.

Methodology adopted for the workshop was similar to design workshops with few more elaborations at different stages. Ar. Jimmy Lim talked about basics of structure & its importance in any design. He specifically asked all the participants of the workshop to attend his public lecture to understand his projects and the way he has explored timber construction as important part of his designs and improving aesthetics of the project. Design brief & working drawings were given to the students’ in-group. Based upon that sites visit with all faculties’ students and Ar. Jimmy Lim was done to understand the element of landing as social interaction space in our college. Later students worked in groups and they started with Brick School of Architecture/ Skill building Certificate Course/2019-20

## WORKSHOPS & SEMINAR 2019-20

conceptual design, drawings in detail along with block and detail model. Students had to present their work at different stages total 4 presentations were done in groups to understand the detail process of design. At the end Ar. Jimmy Lim sum up the entire workshop and his views towards students leanings.

**This helped to understand the thought process of a master architect the way he thinks about each and every element in so much of depth with extensive detail.**

### Faculty Participants

---

Hemant Joshi, Manali Deshmukh, Shraddha Manjrekar, Jayakaxmie Deshmukh, Shaduli Joshi, Divya M., Anurakti Yadav, Sudhir Deshpande, Vaidehi Lavand, Meghana Patel, Anuradha Wanaskar, Ramiya Gopal, Gurudatta Ingale, Abhang Kamble, Kataki Gujar, Nupoor Rugvedi, Kanchan Shinde, Ninad Revatkar, Vaibhavi Agarwal, Sumedh Gite, Priyanka Mangaokar, Ruchi Bajaj, Gargi Bachal, Girija Indulkar, Shraddha Gurjar, Ramiya Gopal, Prajakta Chakrawarty, Shraddha Gurjar, Meghana Patel


### Photographs

---





## WORKSHOPS & SEMINAR 2019-20





## WORKSHOPS & SEMINAR 2019-20

### LEED Lab Initiative at Brick

**Co-ordinating Faculty:** Dr. Poorva Keskar, Ar. Divya Mallavarapu

**Conducted through:** March 2019 – March 2020

Ar. Priyanka Kochar had approached our principal Dr. Poorva Keskar to discuss about LEED Education. Our institute is one of the few first institutes which had absorbed LEED Lab within our curriculum.

---

From the USGBC Website:

LEED Lab is a multidisciplinary immersion course that utilizes project based learning and the built environment to educate and prepare students to become green building leaders and sustainability-focused citizens.

In the course, students assess the performance of existing facilities on campus and choose one building where they will facilitate the LEED for Building Operations and Maintenance (LEED O+M) process with the goal of certifying the facility.

LEED Lab connects concepts to practical application by immersing students in the integrative process foundational to green buildings. In this innovative course students. Students learn about LEED's comprehensive approach, covering the prerequisites and credits related to site considerations, energy use, water consumption, waste management and occupant comfort.

Students assess the performance of existing facilities on campus and choose one building where they will facilitate the LEED for Building Operations and Maintenance (LEED O+M) process with the goal of certifying the facility.

At the close of the semester, the students are prepared to sit for the LEED AP O+M professional credential exam. LEED Lab meets the needs of the building industry by equipping students with the skills, knowledge and expertise required to be effective communicators, project managers, critical thinkers, problem solvers, engaged leaders, and team players.

Institutions offering LEED Lab benefit from having USGBC technical support.

### ***How we incorporated LEED lab?***

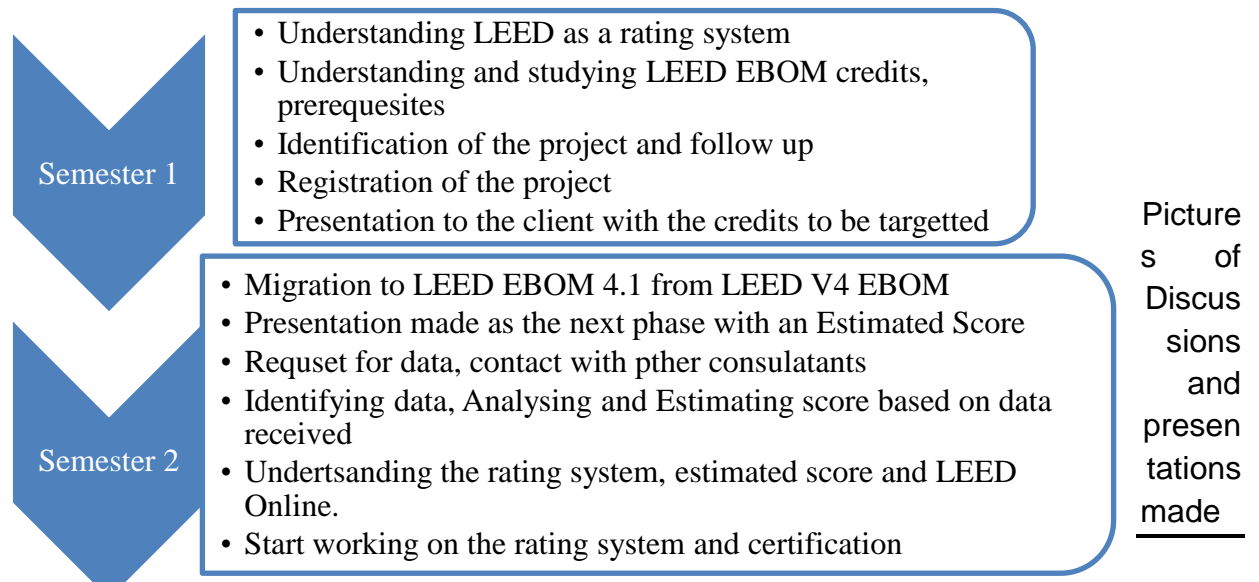
---

## WORKSHOPS & SEMINAR 2019-20

24 students selected the elective through a selection system. These students were made aware at the beginning of the elective about the elective, content, what they would be learning, intent etc.

These students would be working on an actual project to be certified under the LEED Existing Building Operations and Maintenance (EBOM) rating system over a period of an year.

LEED Lab was absorbed as an elective for 4<sup>th</sup> year Architecture students –



## WORKSHOPS & SEMINAR 2019-20

### **Design Deliberation workshop by Dr. Poorva Keskar**

14-11-2019 to 15-11-2019

This workshop was taken by Dr. Poorva Keskar on the process of conducting a design studio. As architectural studio is culmination of all the subjects, all subject teachers were part of this workshop. They were suggested to keep ready to share any experiment they had done for Design teaching which they felt like sharing for collective learning.

There were experiments in the form of

1. Designing the design brief
2. Discussions on the process that teachers have followed
3. The pedagogy that teachers had used

This was an insightful discussion on process of learning in an educational institute and how and why it is different and intensive than the learning in the real profession. In real profession the ownership of learning is on individual, and not the office, but in educational system a learning environment is created by teachers. The sessions happened on integrated teaching learning process.

#### **Faculty Participants**

---

Hemant Joshi, Manali Deshmukh, Shraddha Manjrekar, Jayakaxmie Deshmukh, Shaduli Joshi, Divya M., Anurakti Yadav, Sudhir Deshpande, Vaidehi Lavand, Meghana Patel, Anuradha Wanaskar, Ramiya Gopal, Gurudatta Ingale, Abhang Kamble, Kataki Gujar, Nupoor Rugvedi, Kanchan Shinde, Ninad Revatkar, Vaibhavi Agarwal, Sumedh Gite, Priyanka Mangaokar, Ruchi Bajaj, Gargi Bachal, Girija Indulkar, Shraddha Gurjar, Ramiya Gopal, Prajakta Chakrawarty, Shraddha Gurjar, Meghana Patel



## WORKSHOPS & SEMINAR 2019-20



### **Name of the Workshop: Design Thinking for Architecture Thesis**

## WORKSHOPS & SEMINAR 2019-20

**Dates: 12<sup>th</sup> December 2019**

**Venue: B/W Studio at SMEF's Brick School of Arhitecture, Pune**

**Name of the Expert: Ar. Yatin Moghe Sir**

---



### **Introduction of Expert**

Yatin Moghe ,practicing architect and interior designer for more than 25 years has also been into product Design / accessory design and manufacturing for more than 18 years. He also maintains a special hand at graphic and exhibition design.

Along with architecture, he holds a Masters in Indology and also a Post Graduate Diploma in counseling psychology. Presently pursuing Masters in Architecture education.

He has been in Architecture and design education field for 2 decades plus.

He has been guiding students for their Final year Thesis projects for more than 18 years. Presently he is the Head of Department at SMEF'S Brick School of Interior Design.

As an avid Traveler and an Urban sketcher he is fond of documenting places, people and heritage monuments through on-site sketches and calligraphy which is his passion as well.

He conducts workshops in enhancing Design sensitivity, Design Thinking and creativity for secondary school and Junior college students opting for career in design .

He has been an office bearer of **IIID** PRC for 10 years, active member of **Intach** and also an active member of **PCERF** which organizes the CONSTRO exhibitions.

Brick School of Architecture/ Skill building Certificate Course/2019-20

## WORKSHOPS & SEMINAR 2019-20

### **Brief of the Workshop: (500 words)**

---

We organized a "Design workshop" on 12th December by Ar. Yatin Moghe sir on subject **Design Thinking for Architecture Thesis** for final year students. Students were working at various places in India and outside India too for their internship. This workshop we organized in the first week of term to deliberate on design thinking and process. Ar. Yatin Moghe Sir being in teaching since many years and guided more than hundred students he has developed his own methodology to articulate different methods for thesis. He got his own work to show that to students. Being a wonderful artist and master in sketching he demonstrated so many ways to bringing thoughts on paper. Workshop was intended to bring all the students on the paths to think designing thesis. Till fourth year students have common design brief on which they work separately on their designs. But in final year they own their own design based upon their research and case studies done. This is their own project where they express their ways what they understood in last five years. They generate their own requirements based upon their fieldwork and site visits. This is supported with literature study and interviewing experts as well. At the start of the second term after internship they are ready almost with their design brief. But somehow they are stuck in lot of practical constraints and find little difficult to come out of research mode to switch on design mode. So this was the right time to bring them back on designing track. This workshop was an attempt to explore different ways to make them free out of all constraints and break all preconceived ideas. This discussion was an attempt to trigger thought processes and bring their original expression on paper in graphical way. At the end of the workshop students were comfortable to use graphical representations to express their ideas in many ways. In a way this was a good start for all of them to think their design and put it on paper.

### **Summary of the inputs given (500-600 words)**

---

Ar. Yatin sir got his portfolio of handwork done. He put all his work on softboards. All his sketches and architectural drawings were very expressive. It was like a exhibition of his own work put for the students. It was so expressive in its own way that there was no need to talk about any of the drawing.

Sir started his discourse upon Logical thinking, Vertical thinking, lateral thinking and critical thinking. Elaborated on Black box theory to enhance on thinking processes. His main emphasis was on four 'D' s. Those are Discover, Define, Development and Deliver. Later he expressed about Tim Brown's 5 steps such as Empathy, Define, Ideate, Prototype and Test.

---

## WORKSHOPS & SEMINAR 2019-20

This work was included in final portfolio as process sheets at the end. Here Empathy was discussed with respect to experiencing and the importance of looking, listening and actually living the space. Define referred to Elucidate, Evolve whereas Ideate mainly focused on Envisage. At the end Test was related to actually evaluating your own concept and again reworking on it with modifications. This cyclic process was very interesting part of the entire discussions.

Further discussion carried out upon intersection of viability, phisibility, innovation and desirability. All these terminologies were articulated with reference to students' past experiences mostly related to their case studies, site visit and interviews they have conducted to all the experts and end users. This was to help them contextualize their own work and research for designing something as their own language or expression.

He showed a documentary he made on his visit to Kazakhstan. Students had to sketch, draw use colors to express what they felt about the documentary. They were told to draw anything they remember about the documentary. Students came up with wonderful sketches.

At the end Sir told students to put their data on paper without using letters numbers. Students were made to draw something that they understood out of their research. This was a excellent start for all the students to stat thinking upon their design and concepts development apart from design brief. This helped them to express in their own architectural language.

Students have used this work for their process sheets submission at the end.

**Co-ordinated by: Dr. Vaidehi Lavand**

### Faculty Participants

Sr. No.	Name of the Faculty	Designation
1	Dr. Poorva Keskar	Principal
2	Ar. Manali Deshmukh	Professor
3	Dr. Vaidehi Lavand	Professor
4	Ar. Sudhir Deshpande	Asso. Professor
5	Ar. Divya Mallavarapu	Assistant Professor
6	Ar. Gargi Bachal	Assistant Professor
7	Ar. Mayuresh Shirolkar	Professor
8	Ar. Shraddha Manjarekar	Asso. Professor

## WORKSHOPS & SEMINAR 2019-20

### Students Participants

Sr. No.	Name of the Student	Year
1	Agarwal <b>Nishi</b>	5 <sup>th</sup> Year B.Arch.
2	Bansal <b>Pulak</b>	5 <sup>th</sup> Year B.Arch.
3	Belvalkar <b>Neel</b>	5 <sup>th</sup> Year B.Arch.
4	Chhajed <b>Kajal</b>	5 <sup>th</sup> Year B.Arch.
5	Chumble <b>Samruddhi</b>	5 <sup>th</sup> Year B.Arch.
6	Devi <b>Spandan</b>	5 <sup>th</sup> Year B.Arch.
7	Dhapule <b>Vrinda</b>	5 <sup>th</sup> Year B.Arch.
8	Doshi <b>Nimisha</b>	5 <sup>th</sup> Year B.Arch.
9	Doshi <b>Vidhi</b>	5 <sup>th</sup> Year B.Arch.
10	Jain <b>Ekatva</b>	5 <sup>th</sup> Year B.Arch.
11	Jain <b>Kajol</b>	5 <sup>th</sup> Year B.Arch.
12	Jain <b>Punit</b>	5 <sup>th</sup> Year B.Arch.
13	Kapuswala <b>Amaan</b>	5 <sup>th</sup> Year B.Arch.
14	Karpe <b>Komal</b>	5 <sup>th</sup> Year B.Arch.
15	Khandelwal <b>Anushka</b>	5 <sup>th</sup> Year B.Arch.
16	Maheshwari <b>Radhika</b>	5 <sup>th</sup> Year B.Arch.
17	Merchant <b>Jenish</b>	5 <sup>th</sup> Year B.Arch.
18	Murad <b>Khadija</b>	5 <sup>th</sup> Year B.Arch.
19	Newaskar <b>Pranav</b>	5 <sup>th</sup> Year B.Arch.



## WORKSHOPS & SEMINAR 2019-20

Sr. No.	Name of the Student	Year
20	Oswal <b>Siddhi</b>	5 <sup>th</sup> Year B.Arch.
21	Patil <b>Chinmay</b>	5 <sup>th</sup> Year B.Arch.
22	Pednekar <b>Tanaya</b>	5 <sup>th</sup> Year B.Arch.
23	Phudinwala <b>Mohsin</b>	5 <sup>th</sup> Year B.Arch.
24	Rajput <b>Surabhi</b>	5 <sup>th</sup> Year B.Arch.
25	Runval <b>Pushkar</b>	5 <sup>th</sup> Year B.Arch.
26	Runwal <b>Yash</b>	5 <sup>th</sup> Year B.Arch.
27	Satkar <b>Rohan</b>	5 <sup>th</sup> Year B.Arch.
28	Shah <b>Purven</b>	5 <sup>th</sup> Year B.Arch.
29	Singhai <b>Aishwarya</b>	5 <sup>th</sup> Year B.Arch.
30	Sureka <b>Ruchika</b>	5 <sup>th</sup> Year B.Arch.
31	Yelpure <b>Rashmi</b>	5 <sup>th</sup> Year B.Arch.
33	Yengul <b>Mukul</b>	5 <sup>th</sup> Year B.Arch.
34	Awasthi Archit	5 <sup>th</sup> Year B.Arch.
35	Brijwasi Krishna	5 <sup>th</sup> Year B.Arch.
36	Bojja Shraddha	5 <sup>th</sup> Year B.Arch.
37	Daroga Taranjeet	5 <sup>th</sup> Year B.Arch.
38	Giramkar Omkar	5 <sup>th</sup> Year B.Arch.
39	Jain Nidisha	5 <sup>th</sup> Year B.Arch.
40	Joshi Shreevardhan	5 <sup>th</sup> Year B.Arch.
41	Junnakar Akash	5 <sup>th</sup> Year B.Arch.
42	Kakade Prashant	5 <sup>th</sup> Year B.Arch.
43	Kale Rajshree	5 <sup>th</sup> Year B.Arch.
44	Kamble Sonali	5 <sup>th</sup> Year B.Arch.

## WORKSHOPS & SEMINAR 2019-20

Sr. No.	Name of the Student	Year
45	Kanade Abhishek	5 <sup>th</sup> Year B.Arch.
46	Kulkarni Kaushiki	5 <sup>th</sup> Year B.Arch.
47	Lele Unmesh	5 <sup>th</sup> Year B.Arch.
48	Mahajan Tanay	5 <sup>th</sup> Year B.Arch.
49	Mali Vrushali	5 <sup>th</sup> Year B.Arch.
50	Malu Shreya	5 <sup>th</sup> Year B.Arch.
51	Malunekar Prasanna	5 <sup>th</sup> Year B.Arch.
52	Malwadkar Isha	5 <sup>th</sup> Year B.Arch.
53	Mampreth Anna	5 <sup>th</sup> Year B.Arch.
54	Mehta Akshay	5 <sup>th</sup> Year B.Arch.
55	Menon Subhinav	5 <sup>th</sup> Year B.Arch.
56	Misal Prerna	5 <sup>th</sup> Year B.Arch.
57	Naik Pinak	5 <sup>th</sup> Year B.Arch.
58	Nair Maithreyi	5 <sup>th</sup> Year B.Arch.
59	Patil Anagha	5 <sup>th</sup> Year B.Arch.
60	Pawar Swarupa	5 <sup>th</sup> Year B.Arch.
61	Rathod Rushabh	5 <sup>th</sup> Year B.Arch.
62	Sawant Shrikant	5 <sup>th</sup> Year B.Arch.
63	Shah Anurag	5 <sup>th</sup> Year B.Arch.
64	Singh Vatsal	5 <sup>th</sup> Year B.Arch.
65	Teli Najuka	5 <sup>th</sup> Year B.Arch.
66	Tupkar Mayuri	5 <sup>th</sup> Year B.Arch.
67	Waychal Anmol	5 <sup>th</sup> Year B.Arch.

## WORKSHOPS & SEMINAR 2019-20

### Photographs

---



### WORKSHOP ON “Design Thinking for Architecture Thesis”

By **AR. YATIN MOGHE**

Yatin Moghe has been into architecture and interior designing practice for more than 25 years and maintains special hand in multi-disciplinary fields of product Design and Exhibition Design.

Along with Architecture, he holds a Masters in Indology and also a Post Graduate Diploma in Counseling psychology .

He has been in Architecture and design education field for more than 2 decades which includes guiding students for their final year Thesis projects.

Presently he is the Head of Department at SMEF'S Brick School of Interior Design.

As an avid Traveler and an Urban sketcher, he is fond of documenting places, people and heritage monuments through on-site sketches and calligraphy, which is his passion as well.

**Date: 12th December 2019 | Time: 8.30 am - 1.00 pm**  
**Venue: Varkey Hall & BW Studio**  
**S. M. E. F. 's Brick School o Architecture Pune**

**WORKSHOPS & SEMINAR 2019-20**



## WORKSHOPS & SEMINAR 2019-20



## WORKSHOPS & SEMINAR 2019-20

**Name of the Workshop:** Training Workshop “Planning and Designing ITC friendly Public Spaces”

**Dates:** 18th December, 2019

**Venue:** Pt. Jawaharlal Nehru Sanskritik Bhavan and Art Gallery

**Name of the Expert:** Dr. Martina Spies, Mr. Karim Panjwani, Ms. Pranjali Deshpande



**URBAN95+**

**CONCEPT NOTE AND AGENDA**  
Training Workshop “Planning and Designing ITC friendly Public Spaces”

---

### Introduction of Expert:

1)Dr. Martina Spies-

Martina is a doctorate in architecture, master builder and activist. In 2013 she and her father founded the Anukruti organization, which builds playgrounds in urban settlements of Mumbai. She gained her experience in international offices such as Shigeru Ban in Japan, COSTFORD, B.V. Doshi and Hasmukh Patel in India. Between 2013 and 2016 Martina worked as research leader of the project Ground Up - A Dwellers's Focused Design Tool for Upgrading Living Space in Dharavi, Mumbai, in one of the densest and largest informal settlements in the world. At Studio X Mumbai, Martina Spies, in collaboration with Columbia University, she has been the successful curator of two international exhibitions called Dharavi: Places and Identities and Mumbai - bringing to life four neighbourhoods in the slum in the midst of Mumbai's megacity - and Let's Play! Children as Creators of Informal playspaces, which shows the culture of play in India for the first time.

2)Mr. Karim Panjwani-

---

## WORKSHOPS & SEMINAR 2019-20

Karim is an architect and urban designer who leads the urban design team at Ecorfirst. He has been a professional consultant in main-stream Architecture, design and planning with focus in research area with few papers to credit. He was associated and worked with CEPT Research Cell on City Regional Plans, City Development Plan and redevelopment Projects. He has also headed Department of Urban and Regional planning at Rachana Sansad in Mumbai. He has a B.Arch from Nagpur University and M.Arch, Urban Design from CEPT University.

### 3)Ms. Pranjali Deshpande-

Pranjali is an architect and urban planner with an extensive body of work in transport planning. Till recently, she was leading the Public Transport strategy, policy, and projects work for the ITDP India Programme. She has worked on various sustainable transport initiatives for Pune, Pimpri Chinchwad, Nashik, Chennai, the Maharashtra state government, as well as the Smart City Mission. Her work interest also lies in creating urban street design guidelines which focus on promoting walking and cycling. To ensure equal access to Pune city streets, she is providing technical support for Pune Streets Program. Pranjali is also helping cities and state government in policy preparations such as public parking policy, transit-oriented development policy, state urban transport policy, etc.

### **Brief of the Workshop:**

The 1-day training workshop will provide ITC-friendly urban design and planning training for the built environment. This training is targeted towards urban practitioners such as architects, urban designers, planners and engineers working with Urban Local Bodies and relevant State Departments to plan and develop designs for public spaces such as streets, open spaces, parks, and social infrastructure.

---

## WORKSHOPS & SEMINAR 2019-20

### Summary of the inputs gi

Timing	Session	Methodology	Speaker/Presenter
9:50 AM-10:00 AM	Registration		--
10:00 AM-10:10 AM	Welcome Address		Mr. Srinivas Bonala, Chief Engineer (Project), PMC
10:10 AM-10:20 AM	Inaugural Speech		Ms. Rubal Agarwal IAS, Additional Municipal Commissioner (General), Pune Municipal Corporation
10:20 AM-10:30 AM	Urban95 Program & its initiative Pune		Ms. Rushda Majeed, Country Representative, Bernard van Leer Foundation
<b>Session 1: Training Introduction</b>			
10:30 AM-10:40 AM	Setting the context of ITC based design and planning – ITCN Framework		Mr. Prakash Paul, Senior Urban95 Consultant, Bernard van Leer Foundation
10:40 AM-11:00 AM	Setting the context and objectives of the training and pre- assessment for the training	A presentation on the training workshop objectives and background.  Pre-assessment will be multiple choice questionnaire/ checklist of 5-10 basic questions on ITC friendly design to be filled by each participant	Mr. Rajat Uchil, Taru Leading Edge
<b>Session 2: Understanding ITC friendly planning and design of public spaces</b>			
11:00 AM-1:15 PM (45 mins each)	To provide and discuss various design strategies for planning and design of ITC friendly urban spaces	This session will be in the form of visual presentations, short videos, best practices etc.	Dr. Martina Spies, Founder, Anukruti
	<ul style="list-style-type: none"> <li>Streets</li> <li>Open and green spaces</li> <li>Social Infrastructure (health facilities, pre-schools, creches, Anganwadis)</li> </ul>		Mr. Karim Panjwani, Urban Design Lead, Ecofirst  Ms. Pranjali Deshpande (TBC),



## WORKSHOPS & SEMINAR 2019-20

Timing	Session	Methodology	Speaker/Presenter
			Sustainable Mobility Expert, NIUA
1:15 PM-2:00 PM	<b>Lunch Break</b>		
	<b>Session 3: Design Exercise(s)</b>		
2:00 PM-5:00 PM	<p>To provide hands-on experience to the participants relevant to the Planning and Designing ITC friendly urban public spaces</p> <p>Group Exercise to apply the concepts learnt in the pre-lunch session</p> <ul style="list-style-type: none"> <li>Approaches regarding designing for fulfilling the ITC objectives of safety, inclusivity, accessibility, green &amp; balanced and playful</li> <li>Approaches regarding the procurement and use of materials</li> </ul>	<ul style="list-style-type: none"> <li>Participants will be divided into 6 groups of 5 each. Each group will be a mix of, Architects, Urban Planner/ Designer, Engineers professionals.</li> <li>A set of two groups will be given a design problems/ cases on streets, Park/Open space and Social Infrastructure projects specific to Pune</li> <li>Moderators will brief groups with all the relevant information, data, site pictures, site drawings etc.</li> <li>Each group will be given 1hr to develop design strategies (in form of sketches) for their design problem</li> <li>Then each of the group will present and discuss on process, issues, challenges, strategies, tools, best practices adopted to develop design solutions</li> </ul>	3 Trainers/Moderators (1 each for a design problem)
	<b>Session 4: Concluding Session</b>		
5:00 PM-5:15 PM	<ul style="list-style-type: none"> <li>Post Assessment of the knowledge gained over the workshop sessions</li> <li>Experience sharing and feedback on training</li> </ul>	Providing the participants, a checklist/questionnaire of 10-15 questions to assess the knowledge gained	Mr. Rajat Uchil, Taru Leading Edge
5:15 PM-5:30 PM	Open House and conclusion		Mr. Prakash Paul, Senior Urban95 Consultant, Bernard van Leer Foundation

ven:

**Co-ordinated by:** Urban 95 team members from Taru leading edge

## WORKSHOPS & SEMINAR 2019-20

### Faculty Participants

---

Sr. No.	Name of the Faculty	Designation
1	Ninad Rewatkar	Assistant Professor

Profile of co- participants:

30+ urban practitioners (Architects, Urban Designers, Urban Planners, Civil Engineers etc.) from:

1. PMC Development Planning (DP) cell
2. PMC Urban Design cell
3. Empanelled or earlier engaged by Pune Municipal Corporation, Pune Smart City Limited, PMRDA
4. Pune-based urban design/architecture firms and practices
5. Academic Institutions involved in Consultancy projects
6. Think-Tanks and Research Institutions with presence in Pune

### Students Participants

**Not applicable**

---

Sr. No.	Name of the Student	Year

---

**WORKSHOPS & SEMINAR 2019-20**

**Photographs**





**WORKSHOPS & SEMINAR 2019-20**



**WORKSHOPS & SEMINAR 2019-20**

**BRICK WORKS**

**BOLLY HIP HOP DANCE WORKSHOP**  
BY MR. NIKHIL BHOSALE


23RD-25TH DECEMBER 2019 | 8AM-4PM

Satish Misal Educational Foundation's  
**BRICK**  
GROUP OF INSTITUTES


**WORKSHOPS & SEMINAR 2019-20**

**BRICK WORKS**

**EARTH WORKSHOP**  
BY MR. DARSHAN JOSHI AND MR. RAJESH KRISHNAN



23RD-25TH DECEMBER 2019 | 8AM-4PM

Satish Misal Educational Foundation's  
 **BRICK**  
GROUP OF INSTITUTES

WORKSHOPS & SEMINAR 2019-20

**BRICK WORKS**

**COFFEE BREWING WORKSHOP**  
BY MR. KRISHIKESH MOHITE ASSISTED BY ANISH KALE



23RD-25TH DECEMBER 2019 | 8AM-4PM

Satish Misal Educational Foundation's  
**BRICK**  
GROUP OF INSTITUTES

**WORKSHOPS & SEMINAR 2019-20**

**BRICK WORKS**

**MINDFULNESS WORKSHOP**  
BY MS. JAYA TIWARI SEN

23RD-25TH DECEMBER 2019 | 8AM-4PM

Satish Misal Educational Foundation's  
**BRICK**  
SCHOOL OF ARCHITECTURE

Satish Misal Educational Foundation's  
**BRICK**  
GROUP OF INSTITUTES



WORKSHOPS & SEMINAR 2019-20

**BRICK WORKS**

**PARAMETRIC DESIGN WORKSHOP**  
BY AR. KANCHAN SHINDE

23RD-25TH DECEMBER 2019 | 8AM-4PM

Satish Misal Educational Foundation's  
**BRICK**  
SCHOOL OF ARCHITECTURE

Satish Misal Educational Foundation's  
**BRICK**  
GROUP OF INSTITUTES

WORKSHOPS & SEMINAR 2019-20

**BRICK WORKS**

**RESIN ART WORKSHOP**  
BY AR. HIMANSHU SHARMA

23RD-25TH DECEMBER 2019 | 8AM-4PM

Satish Misal Educational Foundation's  
**BRICK**  
GROUP OF INSTITUTES

The poster is framed with a decorative blue and white zigzag border. It features two stylized human figures in red dresses and blue headpieces, holding a globe of the Earth. The text is arranged in a clear, hierarchical layout, with the event title and dates prominently displayed.

## WORKSHOPS & SEMINAR 2019-20

### Documentation: **Mindfulness Workshop**

Date: 22<sup>rd</sup>- 25<sup>th</sup> December 2019 Time: 9:00 am to 4:00 pm

Venue: Varkey studio, SMEF's Brick School Campus

Workshop Facilitator: Ms Jaya Tiwari Sen

Workshop Coordinator: Ar. Shweta Kalamkar

### **About the Workshop**

**“Infusing a culture of Mindfulness in students is critical to improve their focus and instill the essential elements of Self-Awareness and Progression”**

The three-day workshop explored various facets and applications of Mindfulness required for progression - both as a student and as a future professional. Contributing to holistic learning, the session was designed to equip students with Life-Skills necessary to address the challenges of the new millennia.

Participants were engaged in Knowledge Sessions, Curated Activities, Immersive Games, and Focus-Group Discussions to leverage their multi-dimensional skills; thereby emerging as Mindful Contributors.

## **MINDFULNESS AS A CATALYST FOR PROGRESSION & HOLISTIC WELL-BEING**

**CORE ELEMENTS:** WHAT is the Concept of Mindfulness, broad realm of Life-Skills, Genesis to present day application(s), inter-relationship with Meditation  
WHY is Mindfulness a critical Life-Skill, Benefits, Success stories  
HOW can Mindfulness be practiced, Techniques, making it a sustainable daily habit

**REAL LIFE APPLICATIONS:** The Career Value Chain of the world of Architects & Designers Comprehending various Entities & Functional aspects of the corporate world  
Envisioning real world Challenges and How to navigate with the help of Mindfulness and other key Portable skills

**Pedagogy:** Knowledge session, Creative activities, Empirical exercises based on Mathematical concepts, Team games

## WORKSHOPS & SEMINAR 2019-20

### EXTENSION OF MINDFULNESS FROM SELF TO CREATING AESTHETIC FUNCTIONAL SPACES

Learn the application of Mindfulness in the concept of design to create aesthetic and functional inhabited environments for holistic well-being  
Role of acoustics, thermal comfort, visual aspects in building spaces  
Convergence of nature into built environments - Understanding elements of Biophilic Design that support the innate human inclination to nature and natural processes.

**Pedagogy:** Immersive Games, Interactive sessions, Group activities, Puzzles

**Homework:** Preparation for Group presentation(s) for a Live Case

### LIVE CASE PRESENTATIONS, LEARNINGS AND WRAP-UP

Refresher of Key Learnings

Group Presentation of a Live Case: role-play / presentation / visual design / any creative format. Evaluation of Groups and Feedback.

Gratitude sharing among participants

Tokens & Takeaways to be shared for continuous practice in future

Wrap-up & Vote of Thanks



**WORKSHOPS & SEMINAR 2019-20**





## WORKSHOPS & SEMINAR 2019-20



## WORKSHOPS & SEMINAR 2019-20

### Documentation Mud workshop

#### About Program:

Mud workshop was conducted for duration of two and half days. The duration of workshop was from 22<sup>nd</sup> December 2019 till 25<sup>th</sup> December. This workshop aimed at making students aware about the mud construction and have hands-on experience on Wattle and daub and cob wall construction technique. They also constructed filler type (glass bottles), mosaic finish and mud plaster of cob wall. There were about 80 students who enrolled for the workshop. Around 40 students attended this workshop. The workshop was conducted in-front of old Brick Canteen “Brick-Chutney”.



#### **Stage 1: Induction presentation, Preparation of Bamboo panels for wattle and daub & Preparation for raw material of cob.**

We started with splitting bamboo and arrange for weave of these splits in the bamboo framework. This activity was followed up by our students who were able to make around 3 panels from their own.

After this we had a brief session from our two instructors, Darshan Joshi and Rajesh Krishnan. They elaborated mud construction technique through various famous architectural projects done in abroad and in India. They also showed us some of their projects and spoke about the opportunities of using Mud as a Building construction material.

Last activity for the day started post lunch. This was preparation of Cob wall's raw material. For this soil was added with crushed sand in 5:3 ratio. Water was added to this mixture a day prior. This mixture was mixed thoroughly with help of our students by pugging. This activity was very labour intensive and went on for around 7 -8 hours after lunch.

## WORKSHOPS & SEMINAR 2019-20



**Stage 2: Making Cob balls, Mud plaster, Mosaic patterns with vitrified tiles and broken mirror.**

Due to dampness in the weather, process of making cob- balls got delayed. Meanwhile we started with mosaic patterns and wattle and daub technique. This was followed by some engraving work done with mixture of mud and rice husk. The mural depicted creative side of our student participants. Post Lunch as the mixture pugged of day 1 became harder, students started making cob balls. And started making Brick School of Architecture/ Skill building Certificate Course/2019-20



## WORKSHOPS & SEMINAR 2019-20

walls of various height. They also intermitted these cob walls with wattle and daub panels. These wall were also made as filler walls made with use of glass bottles and leftover terracotta block from last year's funicular Arches workshop conducted in 2018

### Stage

### 3:

### Finishing.

As the last day approached, we started finishing our site. This included all the unfinished task of Day 2, which included some walls, finishing with mud plaster and some engraving work. We culminated with all guest approaching our site at 1:30 pm.



## WORKSHOPS & SEMINAR 2019-20

### Resin art Course





## WORKSHOPS & SEMINAR 2019-20





**WORKSHOPS & SEMINAR 2019-20**



## WORKSHOPS & SEMINAR 2019-20





## WORKSHOPS & SEMINAR 2019-20



## WORKSHOPS & SEMINAR 2019-20

### Coffee brewing course

[https://drive.google.com/file/d/1h6iXCiqvwnn\]BjR-GXioQqoWOhAoUnfN/view?usp=sharing](https://drive.google.com/file/d/1h6iXCiqvwnn]BjR-GXioQqoWOhAoUnfN/view?usp=sharing)

### Parametric Design





## WORKSHOPS & SEMINAR 2019-20





## WORKSHOPS & SEMINAR 2019-20

### **Bolly Hip Hop Dance WorkshopBhosale**

#### **About Nikhil Dance Studio**

Founded in the year 2009, Nikhil Dance Studio in Pune is amongst the revered academies for dance. A team of instructors trains a plethora of students in a variety of dance forms. This school is also instrumental in organising a host of events followed by fests that feature stage shows. Nikhil Dance Studio conducts classes for various dance forms including Bollywood, B-Boying, Hip-Hop, Locking Popping, Zumba, Salsa, Contemporary and Hula Hoop. Catering to almost all age groups, there are special batches for KIDS at this dance studio. One can also avail professional choreography for events like Wedding Sangeet, Corporate Events, School Annual Functions and College Festivals. In all these ongoing success of studio since 2009, more than 5000 students have reached and learned from us. More than 400 sangeet and cooperate event choreographed Professional instructor have been trained and passed out from here and many more are been trained.

#### **About**

#### **the**

#### **Artist**

Nikhil Bhosale born on 26th March, 1989 have dancing as his passion since early childhood. At the age of 5 he won his first trophy in dance with the song of Muqabala getting inspired by the Legend PRABHUDEVA and from there on his journey began with winning more awards in dance & leading to the foundation of Nikhil Dance Studio. He has also done Terence Lewis Dance Institute Diploma In Dance (PTP) course. With having many hard time phase and accepting those challenge's with a smile on his face he conquered them and created this world of dance in Pune at Professional level.

#### **About the Dance forms:**

The dance forms taught in the workshop included bollywood, hip hop, freestyle and bolly hop, which is a combination of two styles.

## WORKSHOPS & SEMINAR 2019-20

*Bollywood dance* is the *dance-form* used in the Indian films. It is a mixture of numerous *styles*. These *styles* include *belly-dancing*, *kathak*, *Indian folk*, *Western popular*, and "modern", *jazz*, and even *Western erotic dancing*.

Hip-hop dance refers to street dance styles primarily performed to hip-hop music or that have evolved as part of hip-hop culture. It includes a wide range of styles primarily breaking which was created in the 1970s and made popular by dance crews in the United States. Students learnt the basic moves of the style.

*The last dance form was Freestyle dance*, which is the form when you spontaneously make movement with your body. This means you're not following choreography; just moving. Since *freestyle dancing* is about your own original voice, there is no wrong way to do it.

### Stage 1:

There was a team of 6 experts from Niikhil Dance Studio who had come for the workshop. Each expert is a master of all these styles.

Five songs were planned for the students.

Stage 1 started with an introduction about the experts and an interaction session with the students. Students were very excited to learn different styles of dancing.

The very first song was a core punjabi song, *Khadke Glassy*. Hip-hop style was taught for this song. The experts were still gauging the difficulty level the students could handle, based on which they were changing the steps.

Second song for the day was a mixture of two styles, *Bollywood* and *hip-hop*. The students danced on *Ghoongru* song with *bolly-hop* style.

Last song for the day was the most popular style-*Bollywood* style and most trending song- *Bala*.

The experts first taught the steps on counts and then played the beats which worked well. Students completely enjoyed dancing to their favourite songs. The enthusiasm continued till the end.



## WORKSHOPS & SEMINAR 2019-20



Image 1: Students warming up before the dance



## WORKSHOPS & SEMINAR 2019-20



**Stage 2:**

The second stage of the workshop started with the same enthusiasm from the students as well as from the experts.

Two more exciting songs were planned for the dancers. The first song for the day was a popular marathi number, dhagala lagli kal. The style learnt in this song was again bolly-hop.

The last song was a fun rap song, machayenge wherein students learnt freestyle dance. The steps were getting difficult and faster but students were enjoying the difficulty.

In the second session of day 2, a collective practice for all the songs learnt so far had started. Remembering all the steps for five songs was a tough task but students took the challenge with a smile.



Image 2: Students resting between the dancing sessions

**Stage 3:**

Stage three was performance time, students were very excited to present the efforts they had taken in the last two days of extensive dancing.

Experts had started revising each song with counts and beats. Synchronizing the steps, working out the entry-exits was the main agenda for the final session. Experts were working on each and every song individually and correcting the same.

Students were all charged up and ready for the performance with the costumes and full energy.

A simple costume was decided for the performance- black shirt, blue jeans.

The performance was divided in two slots with 3 songs in the first and 2 songs in the second slot. Students gave their best in the performance which was well appreciated by the audience.

After the students performance, the experts from Nikhil studio were very generous to perform for the crowd. The workshop concluded with a rocking

performance by the experts.



Image 3: Final practice sessions

Image 4: Freestyle dance on the song Machayenge





## **LEED Lab Initiative at Brick**

**Co-ordinating Faculty:** Dr. Poorva Keskar, Ar. Divya Mallavarapu

**Conducted through:** March 2019 – March 2020

Ar. Priyanka Kochar had approached our principal Dr. Poorva Keskar to discuss about LEED Education. Our institute is one of the few first institutes which had absorbed LEED Lab within our curriculum.

---

From the USGBC Website:

LEED Lab is a multidisciplinary immersion course that utilizes project based learning and the built environment to educate and prepare students to become green building leaders and sustainability-focused citizens.

In the course, students assess the performance of existing facilities on campus and choose one building where they will facilitate the LEED for Building Operations and Maintenance (LEED O+M) process with the goal of certifying the facility.

LEED Lab connects concepts to practical application by immersing students in the integrative process foundational to green buildings. In this innovative course students. Students learn about LEED's comprehensive approach, covering the prerequisites and credits related to site considerations, energy use, water consumption, waste management and occupant comfort.

Students assess the performance of existing facilities on campus and choose one building where they will facilitate the LEED for Building Operations and Maintenance (LEED O+M) process with the goal of certifying the facility.

At the close of the semester, the students are prepared to sit for the LEED AP O+M professional credential exam. LEED Lab meets the needs of the building industry by equipping students with the skills, knowledge and expertise required to be effective communicators, project managers, critical thinkers, problem solvers, engaged leaders, and team players.

Institutions offering LEED Lab benefit from having USGBC technical support.

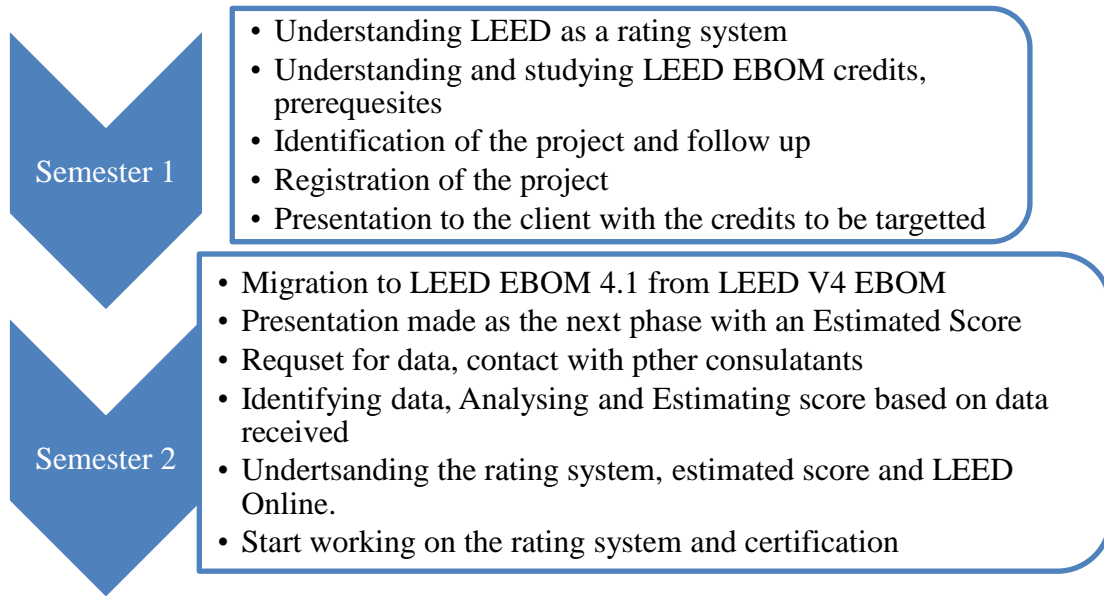
### ***How we incorporated LEED lab?***

24 students selected the elective through a selection system. These students were made aware at the beginning of the elective about the elective, content, what they would be learning, intent etc.

---

These students would be working on an actual project to be certified under the LEED Existing Building Operations and Maintenance (EBOM) rating system over a period of an year.

LEED Lab was absorbed as an elective for 4<sup>th</sup> year Architecture students –



Pictures of Discussions and presentations made

